



BAMBARA
Primary School

2022

Annual Report



www.bambaraps.wa.edu.au



Contents

Principal Executive Summary	3
Principal Executive Summary Highlights	4
School Board	5
Staff	6
Class Sizes	6
High School Destination	6
Academic Targets - On Entry	7
NAPLAN	8
NATIONAL SCHOOLS OPINION SURVEY 2022	10
Financial Summary	13
Signatories to the 2022 School Report	14



Principal Executive Summary

I have great pleasure in sharing the Bambara Primary School 2022 Annual Report with the school community. The annual report highlights our successes and provides an overview of the school's characteristics, student performance in On Entry, NAPLAN and results of the 2022 National School Opinion Survey.

Bambara Primary School has a strong tradition of providing a warm and welcoming environment where students know that staff care about them. Our focus on COLLABORATION, EXCELLENCE AND LIFELONG LEARNING prepares our students for their future. Our unique blend of whole school evidence-based classroom programs is personalised and nurtures students to reach their potential.

Literacy and Numeracy learning is integrated within whole school programs. Indonesian, Literature and Library Studies, Music, Physical Education and Science, Technology, Engineering and Maths (STEM) are specialist programs. Our co-curricular programs such as Choir & Vocal Group, Dance, Instrumental Music & Band, Running Club & Sporting Schools,



Swimming & Surfing and the Year 6 Leaders program, all contribute to the development of our student's talents and interests.

Bambara Primary School is a registered MindUp school that focuses on developing pro-social skills grounded in the science of the brain. MindUp and the Values Education Program contribute to the development of a calm and orderly school environment.

We believe our programs support the development of 21st century capabilities required for our student's future success.

The school campus has large teaching areas designed to accommodate a variety of play-based learning and teaching styles. Each classroom has access to the latest technology, allowing teachers to use contemporary teaching practices to strengthen student learning. The school grounds include a

Bush Tucker Garden, well-groomed playing fields and a mix of modern and nature-play areas.

Staff are committed to developing their knowledge and expertise. They demonstrate professional integrity working collaboratively to create a student centric school.

A strong ethos in partnering with parent/carers, allied agencies, community groups provides an educational service that is responsive to the needs of individual students.

Staff and parents work together in bringing to life our school motto, 'We are the Future'.





Principal Executive Summary Highlights

Highlights and Celebrations for 2022

- Being included in the Round 1 School's Clean Energy Technology fund to the value of \$60,000 enables the school to generate its own electricity,
- The installation of the \$35,000 Nature Playground on the school oval,
- Waste Wise grant of \$2750,
- Installation of a flagpole for the Aboriginal Flag acknowledges the school's Reconciliation Action Plan,
- The implementation of Promoting Literacy Development (PLD) program as a whole school phonics program for K-Year 1 and subsequent training of all staff in PLD techniques,
- Teacher training in reading instruction resulted in the implementation of a more consistent approach in the teaching of Modelled, Shared and Guided Reading,
- 100% of Year 5 students achieved results in NAPLAN that placed them above the National Minimum Standard in all areas tested,
- 100% of Year 3 students were placed above the National Minimum Standard in Reading and Spelling respectively and 95% were above the minimum standard in Numeracy, Punctuation/Grammar and Writing,
- The 12-month return by the Public School Review team indicated that we met the standard of Student Achievement and Progress and acknowledged the efforts of the school and staff for the excellent achievement results in Year 3 and 5 NAPLAN results in 2022,
- The start-up of STEM as a specialist program for students in K-6 and the continuing development of our showcase STEM EXPO,
- The inaugural football team comprising of Year 4-6 students competed at the Whitford Schools Lightning Carnival.
- Year 3 girls Cross Country Champions.





School Board

School Board Chair - Sake Van Weeghel

2022 has been a year in which Bambara Primary School transitioned out from the disruption caused by the COVID-19 pandemic in 2021. We continued to operate in 'VUCA' – times; an outlook that is volatile, uncertain, complex and ambiguous. On behalf of the School Board, we congratulate our school leadership, staff, P&C, parents, students, volunteers and the wider community for making 2022 a successful year with a continued focus on enhancing the quality of education to our students in accordance with the business plan for 2021 – 2023.



In 2022 the School Board met 4 times with at least one meeting held as an “annual general meeting”; open for other key stakeholders and the wider school community. Current School Board members were Racquel Sutton, Stephen Armitage, Deanna Foster, Lisa Bowra, Sake van Weeghel (Chair), Michael Prokojes, Shelley Smith, Meegan Payne and Linda Knox (Principal). We had two valued members, Racquel Sutton and Deanne Foster, leave the School Board. We thank them for their time and contribution to the School Board, leadership team and community of Bambara Primary School.

The School Board appointed John Raftis as a community member. His knowledge and work with indigenous communities is welcomed as the school looks to develop its Reconciliation Action Plan.

In the year under review, we noted the following:

- An increase in enrolments from 208 students (2021) to 227 students;
- A successful application for a solar panel grant and funding for a nature playground at Bambara Primary School;
- A 20% improvement across all areas on the pre-primary on-entry tests;
- A solid achievement in the NAPLAN 2022 results for Year 3 and 5 students;
- The school received a satisfaction rating of 4 in the National Schools Opinion Survey in 2022, demonstrating that the school community has a good opinion of Bambara Primary School.

Bambara Primary School continues to thrive in providing a welcoming environment for our students and prepare them for the challenges of the 21st century. A proper education can help our students grow personally, professionally and socially. It can encourage students to experience joy, curiosity and ability to solve problems and help others. As such, we continue to focus on our core values of Collaboration, Excellence and Lifelong Learning. The School Board would like to acknowledge the efforts of students, staff and parents in 2022 and looks forward to 2023.

“The more that you read, the more things you will know, the more that you learn, the more places you’ll go.”

Dr. Seuss

Staff

At Bambara Primary School, we have a stable staff cohort. New appointments are generally linked to increases in student enrolments. In 2022 the school advertised and filled the position of Cleaner in Charge, appointed a Year 1 teacher and 2 education assistants. The school Chaplain retired at the end of 2022 and a new Chaplain was appointed for 2023.

All teaching staff met the professional requirements to teach in Western Australian public schools and can be found on the public register of teachers in the teacher's professional association i.e, The Teachers Registration Board of Western Australia (TRBWA).

Administration Staff			
Principals	1	1.0	0
Associate / Deputy / Vice Principals	1	1.0	0
Total Administration Staff	2	2.0	0
Teaching Staff			
Other Teaching Staff	16	11.1	0
Total Teaching Staff	16	11.1	0
School Support Staff			
Clerical / Administrative	3	2.2	0
Gardening / Maintenance	1	0.6	0
Other Allied Professionals	11	6.1	1
Total School Support Staff	17	8.9	1
Total	35	22.0	1

Figure 1: 2022 Workforce Diversity

Class Sizes

In 2022 we started the year with 227 students and this number remained constant throughout the year.

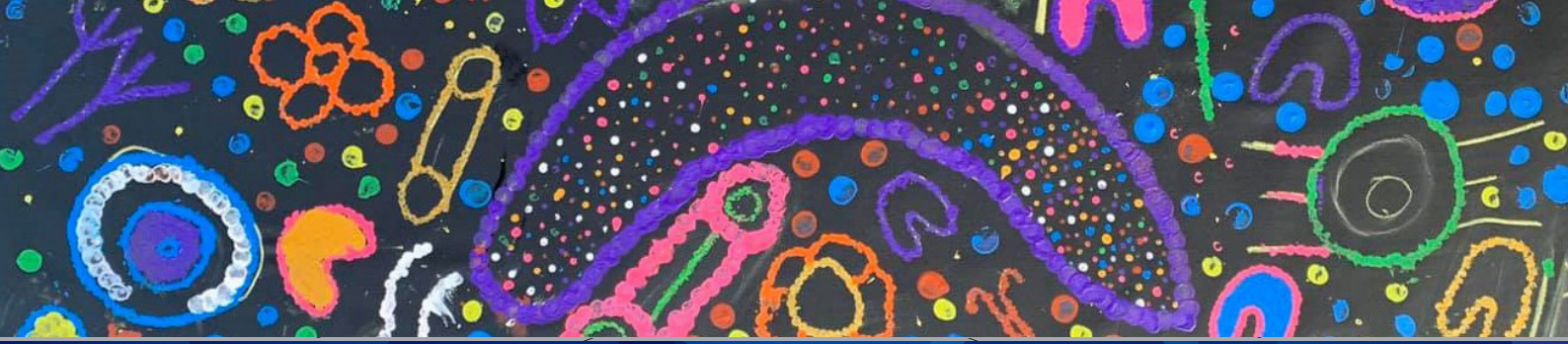
TTI	K	P	Yr 1	Yr 2	Yr 3	Yr 4	Yr 5	Yr 6	Yr 7	Yr 8+	Class Total
1	10	15									25
0.5	19										19
1		28									28
1			14	7							21
1			22								22
1				24							24
1					23						23
1						23	10				33
1							7	25			32
Total	29	43	36	31	23	23	17	25			227

Figure 2: Class Sizes and Enrolment in 2022

High School Destination

Destination Schools	Male	Female	Total
4129 Duncraig Senior High School	6	7	13
4153 Belridge Secondary College	3	1	4
4057 Carine Senior High School	1		1
4144 Woodvale Secondary College	1		1

Figure 3: Destination of Year 6 students in 2022



Academic Targets - On Entry

The result of the Pre-Primary On-Entry tests in 2022 showed a 20% improvement in every area tested when compared to the 2021 student cohort. The table below shows how many Pre-Primary students achieved a score above the expected mean for like schools

Reading	Writing	Numeracy
50% Below like school mean	45% Below like school mean	50% Below like school mean
50% At or above like school mean	55% At or above like school mean	50% At or above like school

Figure 4: Percentage above/below like school mean

As a result of teacher's fine grain analysis of On Entry test items, they have recommended the areas of focus for 2023.

- Read decodable and predictable texts, practise phrasing and fluency, and monitor meaning using concepts about print and emerging contextual, semantic, grammatical and phonic knowledge,
- Identify some familiar texts and the contexts in which they are used,
- Recognise and name all upper- and lower-case letters (graphemes) and know the most common sound that each letter represents.
- Create short imaginative and informative texts that show emerging use of appropriate text structure.
- Represent practical situations to model addition and sharing,
- Compare, order and make correspondences between collections, initially to 20, and explain reasoning,
- Connect days of the week to familiar events and actions,
- Establish understanding of the language and processes of counting by naming numbers in sequences, initially to and from 20 starting at any point.

As a result to changes to phonic instruction in Kindergarten during 2022, we anticipate an increase in the percentage of Pre Primary students achieving the expected standard in the On Entry when tested in 2023. The Promoting Literacy Development program is recognised by the Department of Education as an effective synthetic phonics program.





NAPLAN

The 2022 achievement of Year 3 and Year 5 students in NAPLAN 2022 exceeded that of like schools in all areas tested including tests in Numeracy, Reading, Writing, Spelling, Punctuation & Grammar.

Bambara Primary School students outperformed like schools by achieving NAPLAN means higher than that of like schools. Year 3 students showed higher proficiency levels than their like school counterparts. Year 5 proficiency was similar to that of like schools.

The school's focus on Reading Instruction and the purchase of reading resources during 2021-22 has positively impacted on NAPLAN scores in 2022 delivering the highest NAPLAN mean of all areas tested

YEAR 3 MEAN SCORES					
2022	Numeracy	Reading	Writing	Spelling	Punctuation/grammar
Bambara PS	429	495	461	462	488
Like Schools	413	446	434	432	444

YEAR 5 MEAN SCORES					
2022	Numeracy	Reading	Writing	Spelling	Punctuation/grammar
Bambara PS	496	535	510	526	517
Like Schools	494	516	491	509	506

Figure 5: School mean compared to like schools.

YEAR 3 ABOVE THE NATIONAL MINIMUM STANDARD					
2022	Numeracy	Reading	Writing	Spelling	Punctuation/grammar
Bambara PS	95%	100%	95%	100%	95%
Like Schools	90%	92%	95%	90%	90%

YEAR 5 ABOVE THE NATIONAL MINIMUM STANDARD					
2022	Numeracy	Reading	Writing	Spelling	Punctuation/grammar
Bambara PS	100%	100%	100%	100%	100%
Like Schools	89%	90%	84%	90%	90%

Figure 6: Students above the National Minimum Standard

Footnote - Selection of like Primary Schools, East Hammersley, Halidon, Madeley, Mindarie, Mullaloo Beach, Mullaloo Heights, Padbury, Pearsall and Tuart Hill



NAPLAN - Continued

Analysis of 2022 NAPLAN data showed an increase in the number of students who were at or above the National Minimum Standard as compared to previous years across all curriculum areas.

- 100% of Year 5 students achieved results above the national minimum standard,
- 100% of Year 3 students achieved results at the national minimum standard,
- 100% of Year 3 students performed above the national minimum standard in Reading and Spelling,
- 95% of students performed above the national minimum standard in Writing, Punctuation and Grammar.

Progress data is not available for 2022 Year 5 students, due to the cancellation of NAPLAN in 2020.

Detailed analysis of the 2022 NAPLAN data by teachers has led to the following recommendations.

- Continue to provide coaching of NAPLAN students to develop test literacy skills,
- Implement Case Management for students not demonstrating progress,
- Planning is informed by student data,
- Phase of Learning Teams plan for consistency in instruction,
- Teacher Performance Management is linked to Reading and Maths instruction,
- Finalise the K-Year 6 Writing Scope and Sequence,
- At a classroom level
- the application of grammar and punctuation during daily 'quick writes',
- daily practice in computational skills i.e. memorising basic facts to apply in mental calculations,
- Professional Learning for staff in Paul Swan mental strategies,





National Schools Opinion Survey

The National Schools Opinion Online Survey is a biennial survey seeking the opinion of students, staff and parents. Respondents are asked to provide their opinion by rating their experience at Bambara Primary School on a rating scale of 1-5.

A rating of 1 is equates to strongly disagree and a rating of 5 is equal to strongly agree. Neither Agree or Disagree is equal to a rating of 3.

The online survey took about 2-3 minutes to complete, the anonymous survey was emailed to 45 students, 33 staff and 245 parent/carers. The number of participants was higher than in previous years with 28 students, 23 staff and 66 parent/carers respectively.

The graph below shows the percentage of parent/carers who participated by Year level.

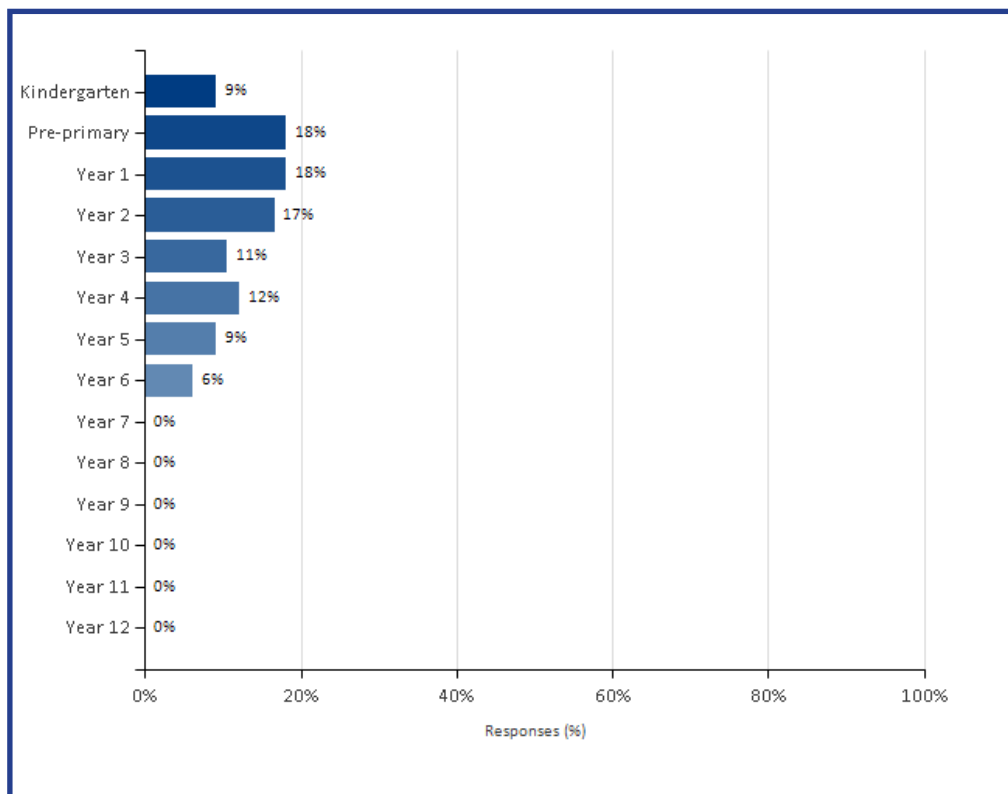


Figure 7: Parent/carers who participated by year level

The school received a satisfaction rating of 4 showing that the school community has a good opinion of the school. Students and parent/carers rated their teachers highly and agreed that their teachers care about them. The high opinion of teachers was reflected in all 3 surveys.

Statements such as 'Student behaviour is well managed at this school' and My school takes students/staff/parent/ opinions seriously were rated lower in all three surveys. It is noteworthy that these lower rated statements may have been impacted by the equally high number of respondents who gave a neither agree nor disagree rating.



National Schools Opinion Surveys - Continued

A few parent/carers provided further elaborations and it's through these, that the staff and the school board have made recommendations for improvement;

- Clearly communicate to students, staff and parents, the 'Good Standing' policy stating behaviour expectations, rewards and consequences,
- Provide students with avenues to contribute their voice,
- Classroom behaviour management is consistent,
- Implement Collaborative and Proactive Solutions in which students lagging skills are identified and in collaboration student, teacher and parent develop Individual Education or Behaviour Programs to support student growth,
- Inform parent/carers through articles and web links about the MindUp program,
- Investigate 'positive school' program in 2023 for possible implementation in 2024,
- Review the effectiveness of communication practices between school and home.
- Build an awareness of the complaints process and upload complaints framework and codes of conduct for students, staff and parents on the school web

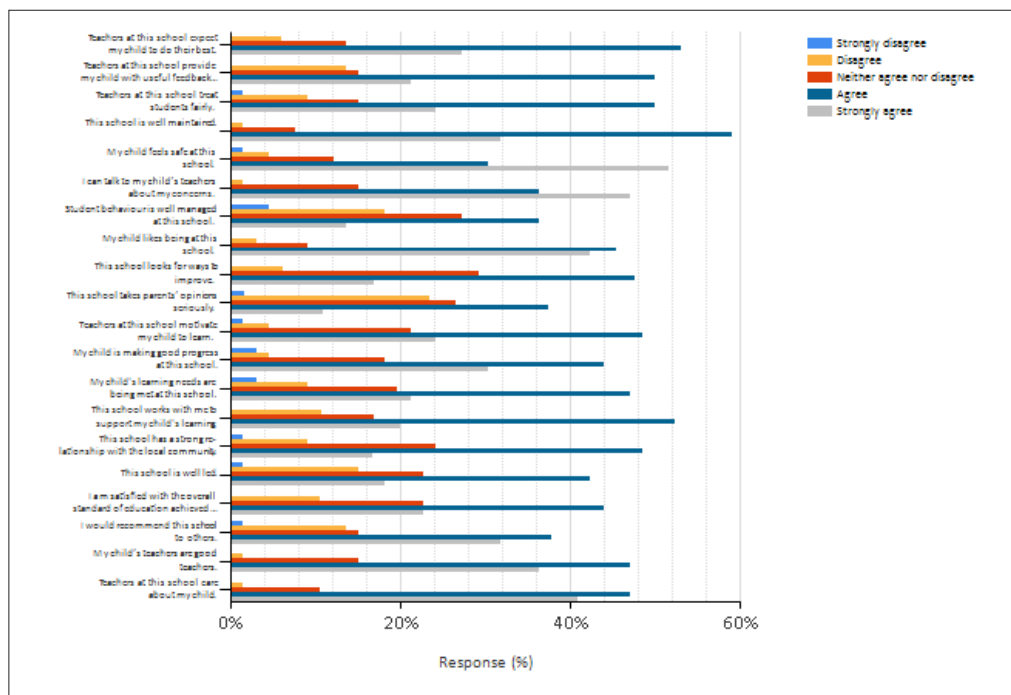


Figure 8: Parent/carers opinion survey results



National Schools Opinion Survey Continued

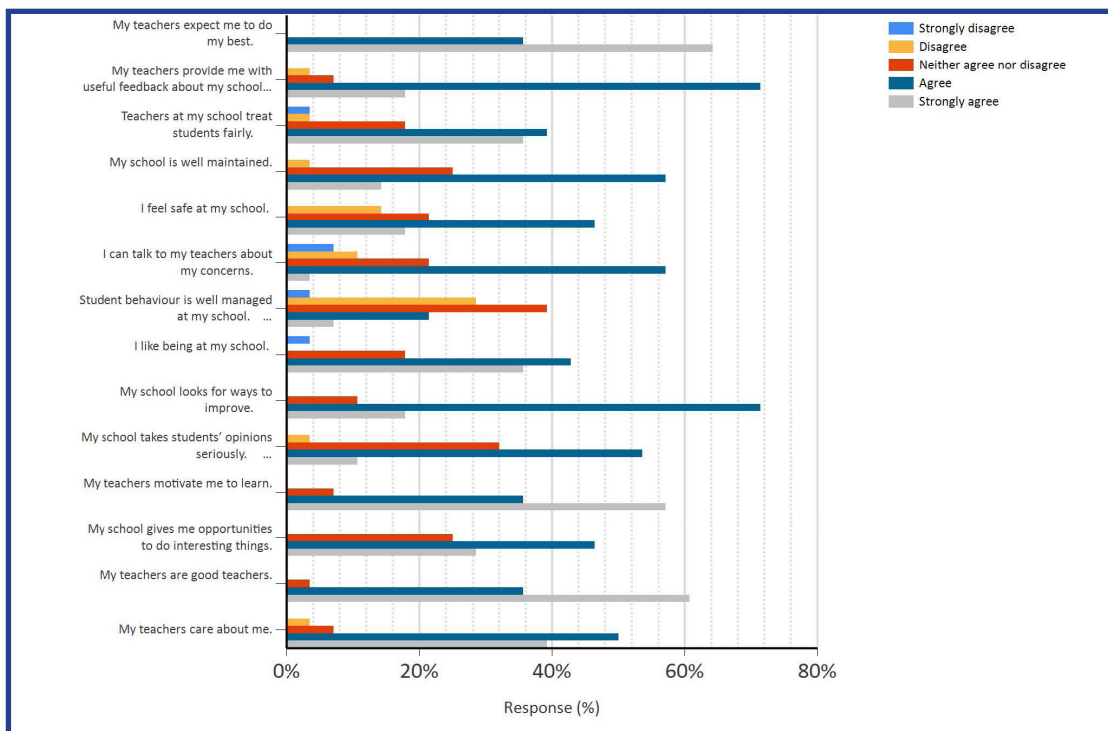


Figure 9: Student opinion survey results

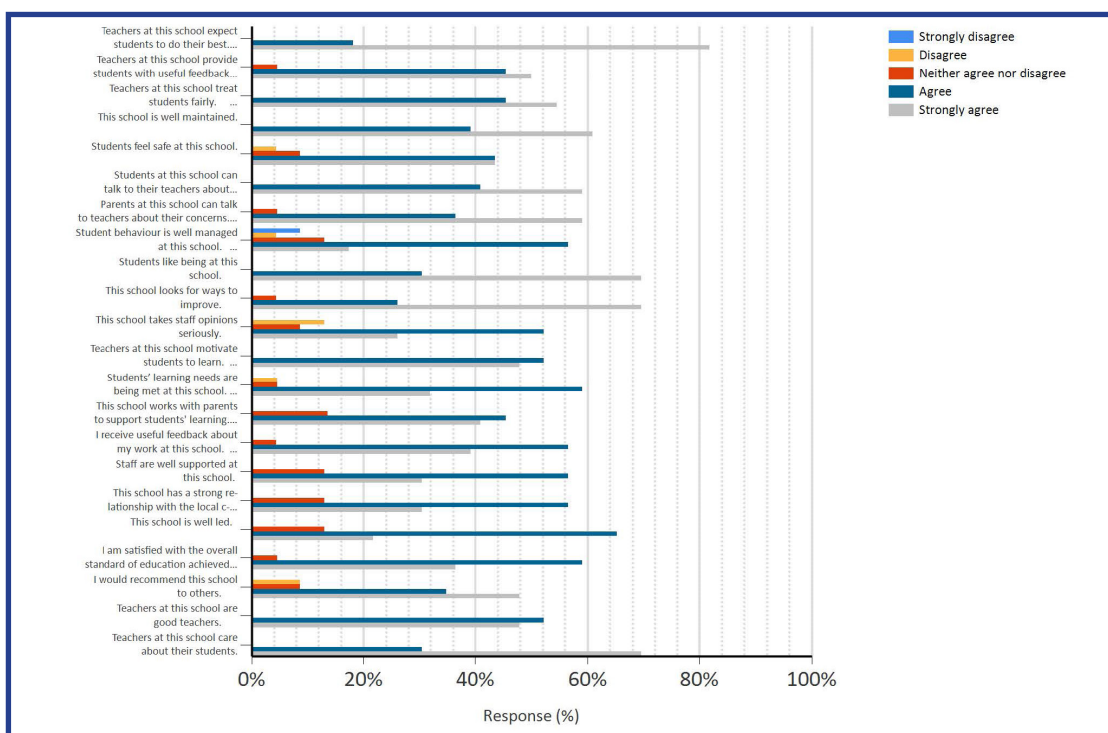


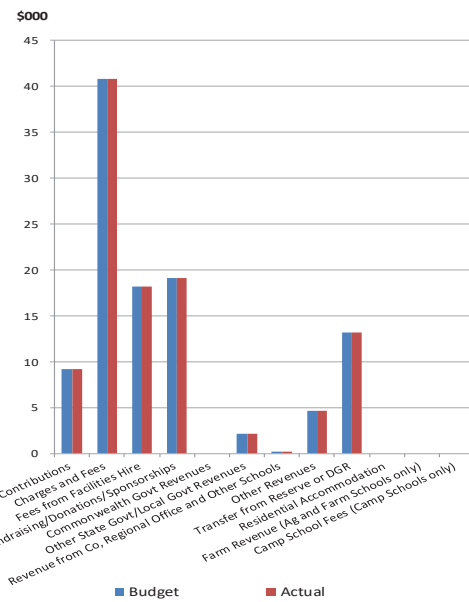
Figure 10: Staff opinion survey results

Financial Summary

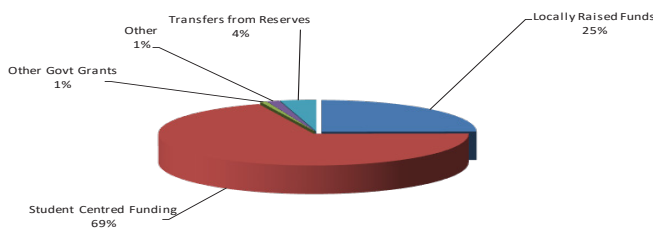
Bambara Primary School Financial Summary as at 31-December-2022

Revenue - Cash & Salary Allocation	Budget	Actual
1 Voluntary Contributions	\$ 9,199.35	\$ 9,199.35
2 Charges and Fees	\$ 40,801.65	\$ 40,801.65
3 Fees from Facilities Hire	\$ 18,145.43	\$ 18,145.43
4 Fundraising/Donations/Sponsorships	\$ 19,103.51	\$ 19,103.51
5 Commonwealth Govt Revenues	\$ -	\$ -
6 Other State Govt/Local Govt Revenues	\$ 2,134.04	\$ 2,134.04
7 Revenue from Co, Regional Office and Other Schools	\$ 211.65	\$ 211.65
8 Other Revenues	\$ 4,644.02	\$ 4,645.83
9 Transfer from Reserve or DGR	\$ 13,176.98	\$ 13,176.98
10 Residential Accommodation	\$ -	\$ -
11 Farm Revenue (Ag and Farm Schools only)	\$ -	\$ -
12 Camp School Fees (Camp Schools only)	\$ -	\$ -
Total Locally Raised Funds	\$ 107,416.63	\$ 107,418.44
Opening Balance	\$ 64,781.38	\$ 64,781.38
Student Centred Funding	\$ 243,091.90	\$ 243,091.90
Total Cash Funds Available	\$ 415,289.91	\$ 415,291.72
Total Salary Allocation	\$ -	\$ -
Total Funds Available	\$ 415,289.91	\$ 415,291.72

Locally Raised Revenue - Budget vs Actual

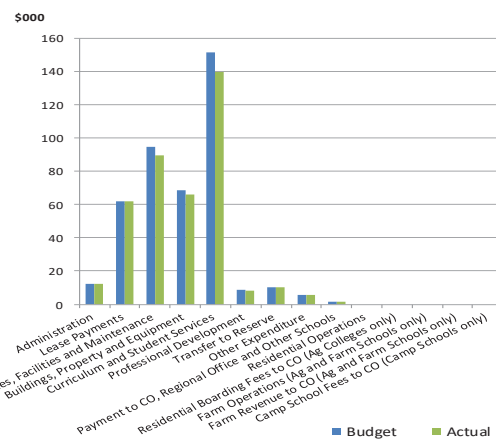


Actual Year to Date by funding sources

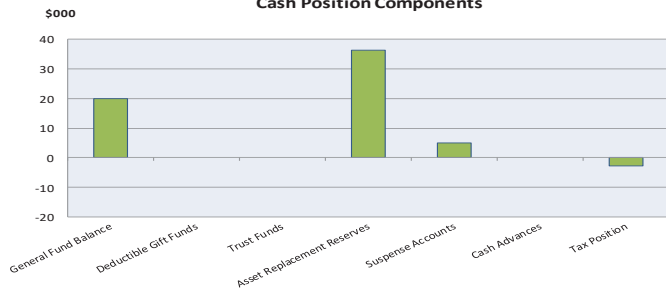


Expenditure - Cash and Salary	Budget	Actual
1 Administration	\$ 12,319.76	\$ 12,190.16
2 Lease Payments	\$ 62,119.18	\$ 62,119.18
3 Utilities, Facilities and Maintenance	\$ 94,500.13	\$ 89,683.03
4 Buildings, Property and Equipment	\$ 68,618.97	\$ 66,185.52
5 Curriculum and Student Services	\$ 151,189.92	\$ 139,457.82
6 Professional Development	\$ 8,683.05	\$ 8,397.92
7 Transfer to Reserve	\$ 10,100.00	\$ 10,100.00
8 Other Expenditure	\$ 5,761.37	\$ 5,763.22
9 Payment to CO, Regional Office and Other Schools	\$ 1,415.24	\$ 1,367.27
10 Residential Operations	\$ -	\$ -
11 Residential Boarding Fees to CO (Ag Colleges only)	\$ -	\$ -
12 Farm Operations (Ag and Farm Schools only)	\$ -	\$ -
13 Farm Revenue to CO (Ag and Farm Schools only)	\$ -	\$ -
14 Camp School Fees to CO (Camp Schools only)	\$ -	\$ -
Total Goods and Services Expenditure	\$ 414,707.62	\$ 395,264.12
Total Forecast Salary Expenditure	\$ -	\$ -
Total Expenditure	\$ 414,707.62	\$ 395,264.12
Cash Budget Variance	\$ 582.29	\$ -

Goods and Services Expenditure - Budget vs Actual



Cash Position Components



Cash Position Components	
Bank Balance	\$ 58,688.21
Made up of:	
1 General Fund Balance	\$ 20,027.60
2 Deductible Gift Funds	\$ -
3 Trust Funds	\$ -
4 Asset Replacement Reserves	\$ 36,306.41
5 Suspense Accounts	\$ 4,967.20
6 Cash Advances	\$ -
7 Tax Position	\$ (2,613.00)
Total Bank Balance	\$ 58,688.21



Signatories to the 2022 School Report

Principal : Mrs Linda Knox

Signature

5 May 2023

Date

School Board Chair: Mr Sake van Weeghel

Signature

5 May 2023

Date





BAMBARA
Primary School